

# Francisco Order Form - Page 1 of 2

(with inset basin)

serenity  
R A N G E

orders@newtech.co.nz | Phone: 0800 728 662 | www.newtech.co.nz

Store:

Purchase Order No:

Store Contact Name:

Date:

Customer Name:

Customer Signature:

*By signing this you agree that the measurements provided are correct for your laundry space*

☐ Order Serenity ☐ Request for Quotation ☐ Quote reference if applicable to this order \_\_\_\_\_

## Single Tier Cabinet Size

- |  |  |  |
|--|--|--|
| <input type="checkbox"/> 400 Left Hinge    | <input type="checkbox"/> 400 Right Hinge   | <input type="checkbox"/> 500               |
| <input type="checkbox"/> 550 Left Hinge    | <input type="checkbox"/> 550 Right Hinge   | <input type="checkbox"/> 600               |
| <input type="checkbox"/> 750               | <input type="checkbox"/> 900               | <input type="checkbox"/> 1200 Single Basin |
| <input type="checkbox"/> 1200 Offset Left  | <input type="checkbox"/> 1200 Offset Right | <input type="checkbox"/> 1200 Double Basin |
| <input type="checkbox"/> 1500 Single Basin | <input type="checkbox"/> 1500 Double Basin |  |

## Double Tier Cabinet Size

- |  |  |  |
|--|--|--|
| <input type="checkbox"/> 600               | <input type="checkbox"/> 750               | <input type="checkbox"/> 900               |
| <input type="checkbox"/> 1200 Single Basin | <input type="checkbox"/> 1200 Offset Left  | <input type="checkbox"/> 1200 Offset Right |
| <input type="checkbox"/> 1200 Double Basin | <input type="checkbox"/> 1500 Single Basin | <input type="checkbox"/> 1500 Double Basin |

## Colour

☐ Cherry Blossom  
Code: CB

☐ Matte Black  
Code: MB

☐ Dusk Grey  
Code: DK

☐ Seafoam  
Code: SF

☐ Eucalyptus  
Code: EU

☐ Slate Grey  
Code: SG

☐ Hunter Green  
Code: HG

☐ Snow White  
Code: SW

☐ Iceberg  
Code: IB

☐ Twilight  
Code: TW

☐ Indigo  
Code: IN

## Drawer Front Options

☐ Aspen\*  
Code: AP



\*Only available with the Mila handle

☐ Barnsley  
Code: BL




☐ Laurel\*  
Code: LU




\*Only available with the Mila handle

☐ Lincoln\*  
Code: LN



\*Only available with the Mila handle

☐ Miami\*  
Code: MI



\*Only available with the Mila handle


☐ Newport  
Code: NP



☐ Preston  
Code: PT



☐ Turnberry\*  
Code: TB



\*Only available with the Mila handle

*Please ensure your purchase order is correct before ordering. The Serenity range is custom painted per order therefore they are non-returnable unless an error has occurred on Newtech's part.*

**Head Office & Dispatch Warehouse:** 30 Mill Road, Wanganui  
Phone: 06 349 0194 or 0800 728 662 Email: sales@newtech.co.nz

**Auckland Concept Showroom:** 525 Great South Road, Penrose, Auckland  
Phone: 09 930 6200 Email: aucklandshowroom@newtech.co.nz

 **newtech**  
BATHROOMWARE DESIGN ■ INNOVATION

# Francisco Order Form - Page 2 of 2

(with inset basin)

serenity  
R A N G E

orders@newtech.co.nz | Phone: 0800 728 662 | www.newtech.co.nz

## Basin Options

☐ **VIA**  
Standard (Gloss White)



☐ **VC**  
Clasico (Gloss White)



Excludes 1200 Offset & 1500 sizes

☐ **VIAMW**  
Matte White  
Upgrade cost applies



☐ **Via Basin with no tap hole  
VIAMW-NTH**  
Matte White  
Upgrade cost applies

## Cosmetic Drawer

☐ **COSL**

☐ **COSR**

☐ **COSLR**

Upgrade cost applies

## Handle Options

☐ **Indi Handle**  
Code: INDI



☐ **Mila Handle**  
Code: MILA



☐ **Nero Handle**  
Code: NERO



☐ **Pixi Handle**  
Code: PIXI




☐ **Roma Handle**  
Code: ROMA



## 550mm Basin Accessory

☐ **Toilet Roll Holder**  
Code: A





☐ **Towel Rail**  
Code: B




## Handle & 550mm Basin Accessory Colour Options

☐  **Brushed Nickel**  
Standard

☐  **Brushed Brass**  
Upgrade cost applies

☐  **Brushed Copper**  
Upgrade cost applies

☐  **Chrome**  
Upgrade cost applies

☐  **Gunmetal**  
Upgrade cost applies

☐  **Matte Black**  
Upgrade cost applies

☐  **Matte White**  
Upgrade cost applies

## Notes:

Please ensure your purchase order is correct before ordering. The Serenity range is custom painted per order therefore they are non-returnable unless an error has occurred on Newtech's part.

Head Office & Dispatch Warehouse: 30 Mill Road, Wanganui  
Phone: 06 349 0194 or 0800 728 662 Email: sales@newtech.co.nz

Auckland Concept Showroom: 525 Great South Road, Penrose, Auckland  
Phone: 09 930 6200 Email: aucklandshowroom@newtech.co.nz

 **newtech**  
BATHROOMWARE DESIGN ■ INNOVATION